

# Voltech

## PM1000+

### Precision Power Analyzer

#### *Versatile, Accurate, Fully Featured and Easy-to-Use*

- Easy to use.
- 0.1% basic accuracy.
- Special standby power, inrush, and W-hr integration modes.
- Comprehensive high-speed interfacing for automated use.
- Ideal for the design and test of all electrical products.
- Now with pre-compliant IEC 61000-3 harmonics and flicker.



# The No Compromise Power Analyzer

Driven by consumer demand and energy efficiency legislation, tomorrow's electrical and electronic products must operate with ever-greater efficiency and employ increasingly complex control methods such as a low-power standby operation. The accurate measurement of electrical power has never been more important than it is today.

The Voltech PM1000+ is the first power analyzer to combine bench instrument accuracy with sophisticated energy consumption features and low-power standby measurements at an affordable price. The PM1000+ measures power consumption from milliwatts to megawatts, providing accurate power and harmonic data on products ranging from the tiniest cell phone charger to the latest electric hybrid bus.

Designed and built using over 20 years of Voltech know-how. The PM1000+ is the most powerful, accurate, no-compromise power and energy analysis tool for the design and test of tomorrow's products.

## Features and benefits...

- Direct connection – no CT errors.
- Accurate up to Crest Factors of 20 – no compromise specification on distorted waveforms.
- Rugged analog design-stands overloads up to 5kV.
- Discrete Fourier Transform provides harmonics more accurately than FFT.
- Voltech proprietary frequency detection avoids problems with zero crossing detection.
- Built with low power standby in mind- no special accessories or channels required.
- High sample rate captures all the data and avoids aliasing problems.
- Full color clear and versatile display.
- Great interfacing with USB and RS232 as standard. GPIB and Ethernet optional.
- Optional USB host support for flash drives and printers.



*When you really want to be sure,  
you can trust Voltech.*



For more information or to request a no-obligation trial of a PM1000+, please see our website at [www.voltech.com](http://www.voltech.com)

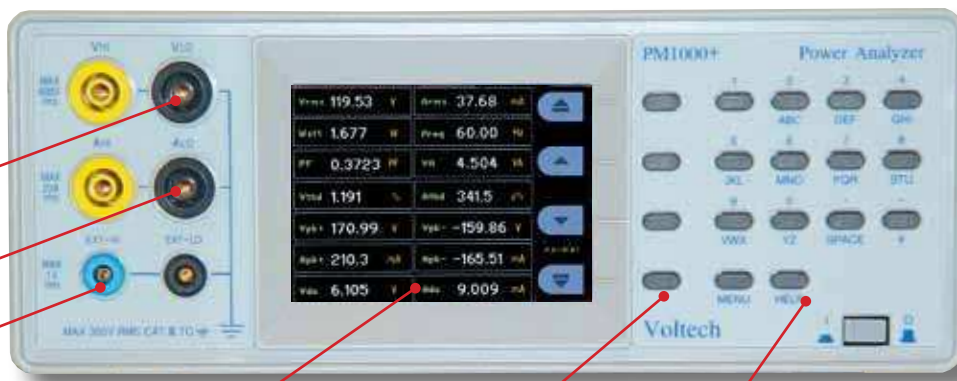
# Measurement Functions - Selectable From Menu

Direct Input Ratings

600Vrms, 900Vpk

20Arms, 100Apk

External Shunt Input  
Ideal for current transducers  
with a voltage output as well  
as resistive shunts



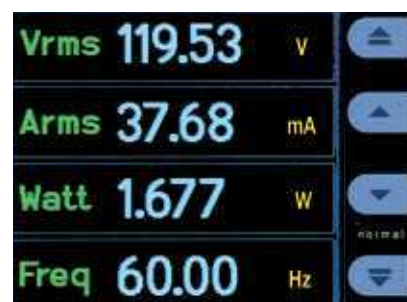
Bright 320 X 240  
color display

Easy-to-use  
menu keys

On-board help  
and character entry

<b>Volts</b>	0 to 600V RMS & +/-900V Peak Direct Input
<b>Current</b>	0 to 20A RMS & +/-100A Peak Direct Input
<b>Power Watts</b>	0 to 90kW Direct Input
<b>Apparent Power</b>	0 to 90kVA Direct Input
<b>Reactive Power</b>	90kVAr Direct Input
<b>Frequency</b>	DC + 10Hz to 1MHz
<b>Power Factor</b>	-1.000 to + 1.000
<b>Crest Factor</b>	1 to 20.00
<b>Ballast Mode</b>	50/60/400Hz Input Up to 500kHz Output
<b>Harmonics</b>	0 to 50 Voltage and Current
<b>THD</b>	0 to 999%
<b>Energy Whr</b>	Programmable Timer
<b>Inrush Current</b>	Up to 100A peak
<b>Low Power Standby</b>	1 to 300 second window
<b>Impedance</b>	5mΩ to 1MΩ

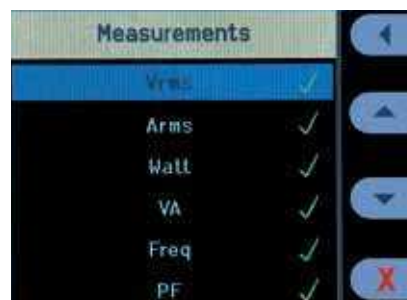
**Basic Accuracy 0.1% Reading +0.1% of Range**



4 Parameter Measure Mode




14 Parameter Measure Mode




Measurement Selection

# Modes of Operation - Applications

- Harmonics Display
- Energy Integrator
- Wave Form Display
- Standby Power
- Lighting Ballast
- Normal
- Inrush Current
- Pre-compliance IEC 61000-3



Main menu, with modes selected



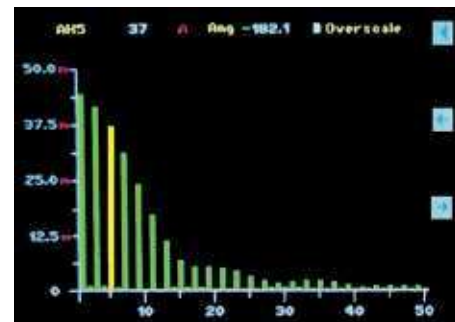
Measurement Parameter



Modes with standby selected

## Harmonics and Distortion

- Up to the 50th harmonic
- Amplitude and phase from trouble-free DFT
- THD Total Harmonic Distortion
- Accurate DC measurements in the presence of AC
- 450kHz bandwidth for harmonics
- Harmonic bargraph display with cursor selection



Harmonic bargraph

# Modes of Operation - Applications

## Energy Measurement

*The power consumption of everyday home and office electrical appliances is of importance to consumers and generators of electricity alike.*

When the power consumption varies over time, then integration of the power ( W-hr integration) is required.

The PM1000+ provides comprehensive integration features suitable for Energy Star measurements and for low-power measurements in accordance with international directives, eg. IEC 62301 which also requires crest factor measurements up to 8 and 50 harmonics.

- Precision Graphical Watt-Hour and VA-Hour Measurements
- Clock



## Waveform Display

- Display voltage & current waveforms
- Cursor readout: Volts RMS  
& Amps RMS

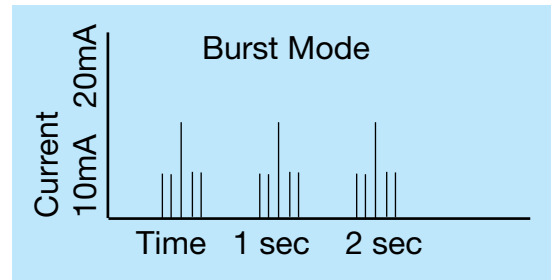


# Modes of Operation - Applications

## Low-Power Standby

*The first power analyzer developed with low power measurements built-in as standard.*

- Special mode averages and captures power supplies in burst mode to provide accurate measurements in the shortest possible time.
- Very low current range (< 1mA with Voltech universal break-out box)
- Average power and accumulated energy measurements
- Crest factor up to 20
- Resolution better than 10mW
- Free PC software



## Lighting Ballasts

*Special operating mode measures the output of electronic ballasts.  
For 50Hz, 60Hz, 400Hz lighting systems*



### *Voltech Ballast Current Transformer*

- Isolates common mode switching voltages
- 5mA to 1A RMS in 2 ranges
- 5kHz to 1MHz bandwidth
- Accuracy (20 kHz to 500kHz) 1%
- Current phase better than 1°
- Voltage phase better than 3°

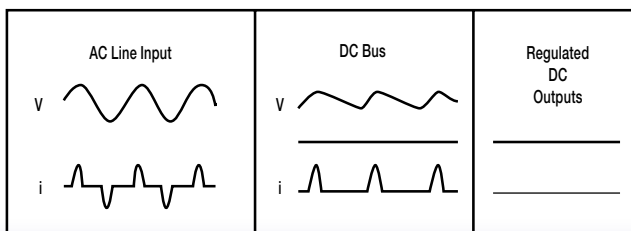
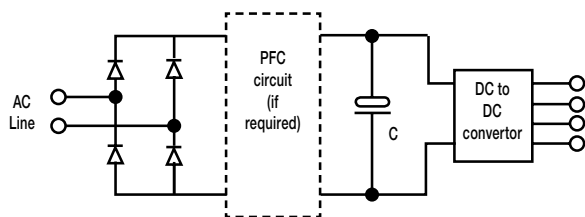



Credit: Osram Sylvania Ltd.

# Modes of Operation - Applications

## Power Supplies

Ideal for measurements on power supplies, from wall chargers to UPS and high-power converters, the PM1000+ makes accurate measurements on all waveforms including those heavily distorted by the rectification and smoothing at power supply inputs.



Measurements	
<b>W</b>	Input and Output power
<b>Vrms</b>	Line regulation, drop-out voltage, testing power fail circuits
<b>Arms</b>	Conductor and fuse rating
<b>VA</b>	Apparent power for supply rating
<b>Apk MAX</b>	Inrush Current Verification of inrush limiting circuit design Qualified fuse rating
<b>PF</b>	Power Factor (W/ VA) for verification of power factor control circuits
<b>A harm</b>	Amps harmonics for testing to harmonic standards
<b>A THD</b>	Distortion of input current
<b>V THD</b>	Distortion of supply or AC output
<b>Integrator</b>	Low-power standby measurements

# Modes of Operation - Applications

## IEC 61000-3 Harmonics & Flicker Testing

Until today, the accurate measurement of harmonics and flicker for 'CE' marking of products has been the domain of expensively equipped EMC labs. The Harmonics and Flicker measuring option for the Voltech PM1000+ power analyzer is a revolution in the way these measurements will be made. For the first time engineers designing and testing electrical products will have a compact, bench-top solution that will enable them to test their product at every stage of development. This will give engineers a high degree of confidence before they ultimately submit their product for full compliance testing. Testing with the PM1000+ will help highlight potential problems, significantly reducing time-to-market and minimizing expensive EMC lab re-test.



Using algorithms from the certified PM6000 power analyzer (as used by leading EMC labs) the PM1000+ analyzer provides many of the key measurements in one cost effective bench-top instrument. The results are obtained using proprietary software in the analyzer and processed and presented by PC software. The PC software configures the instrument automatically and provides detailed diagnostic results similar to those from an EMC lab, showing results against the limits of IEC61000-3-2 and IEC61000-3-3. The measurements are right up-to-date with the standards, including the measurement of inter-harmonic groups and flicker. Such measurements will help identify problems during the early stages of a development, instead of at the final EMC certification.




- Harmonics to EN61000-3-2 (pre-compliance)
- Flicker to EN61000-3-3 (pre-compliance)
- Harmonics including inter-harmonic groups to EN61000-4-7
- AC source and impedance network not required (pre-compliance)
- Check compliance at every design stage
- Avoid expensive EMC lab re-test
- PASS / FAIL result and comprehensive diagnostic reports
- PC software operates over USB (all models) or GPIB (communications model)





# Connectivity/Accessories

## Rear panel connections and interface options



## Clamp-on Current Transformers



- Accuracy better than 1%
- Connect to the PM1000+ via safety leads and normal current input
- CL100 100:1 ratio. 1A to 100Arms range
- CL1000 1000:1 ratio. 0.1A to 1200Arms range
- CL3000 3000:3 ratio. 1A to 3600Arms range

## CT1000 -Dual Ratio Precision Current Transformer

- Accuracy (23°C ± 5°C): ± 0.2% of specified ratio
- Frequency range: 45Hz to 1kHz
- Current range: 100:1 ratio: 10A to 120A rms 1000:1 ratio: 100A to 1200A rms
- Maximum input current: 1000A continuous 2000A for 1 hour
- Phase error (23°C ± 5°C): Better than ± 0.1° at 50Hz



## PS1000 - Inrush Switch



Solid-state switch for energizing loads (up to 200Apk) at either the peak or the zero crossing of AC voltage. Ideal for inrush current testing.

## Ballast CT

Purposely designed for lighting applications, this device overcomes problems that are usually found when using conventional or Hall effect CTs.

- Convenient: No need to feed cables through a CT core.
- Better than 1% accuracy: Trifilar wound toroidal core.
- 5kHz to 1MHz bandwidth .
- 5mA to 1A measurement range




Accessories

# Specification

<b>VOLTAGE</b>	<b>RANGES</b>	900, 215, 46, 10 Vpk
	Frequency range	10Hz to 1MHz
	Peak continuous	1500 Vpk (over voltage)
	Peak < 1 second	5000 Vpk (over voltage)
	Input Impedance	1 MΩ
	Display	4.5 Digits
	Crest Factor	20 (Peak/RMS)
<b>RMS</b>	Accuracy	0.1% of rdg + 0.1% of range + 4mV + (0.02 * F)% of rdg
<b>DC</b>	Accuracy	0.1% of rdg + 0.4% of range + 5mV
<b>VOLTAGE +/- PEAK</b>	Accuracy	0.5% of rdg + 0.5% of range + (0.02 * F)% of rdg
<b>CURRENT</b>	<b>RANGES</b>	100, 25, 6.25, 1.6, 0.4, 0.1 Apk
	Frequency range	10Hz to 1MHz
	Peak continuous	20Arms
	Peak < 1 second	60Arms (over current)
	Input resistance	12.5 mΩ
	Crest Factor	20 (Peak/RMS)
<b>RMS</b>	Accuracy	0.1% of rdg + 0.1% of range + 1mA + (0.02 * F)% of rdg
<b>DC</b>	Accuracy	0.1% of rdg + 0.4% of range + 1mA
<b>CURRENT +/- PEAK</b>	Accuracy	0.5% of rdg + 0.5% of range + (0.02 * F)% of rdg
<b>WATTS</b>	<b>RANGES</b>	1W to 90kW
	Frequency range	10Hz to 1MHz
	Accuracy	0.2% rdg + 0.1% range + 4mW + ((0.05/PF) * F)% of rdg
<b>VA</b>	<b>RANGES</b>	1VA to 90kVA
	Frequency range	10Hz to 1MHz
	Accuracy	0.2% rdg + 0.1 % of range + 4mVA + (0.05 * F)% of rdg
<b>VAr</b>	<b>RANGES</b>	1VAr to 90kVAr
	Frequency range	10Hz to 1MHz
	Accuracy	0.2% rdg + 0.1% range + 4mVAr + ((0.05/1-PF) * F)% of rdg
<b>POWER FACTOR</b>	Range	-1.000 to +1.000
	Accuracy	+/-0.002 +/- ((0.001/PF) * F)
<b>FREQUENCY</b>	Range	DC and 10Hz to 1MHz
	Accuracy	0.1%

F = Measured frequency in kHz

# Specification

VOLTAGE CREST FACTOR	RANGE	1.00 to 20.0
	Accuracy	%Vpk error + % Vrms error
CURRENT CREST FACTOR	RANGE	1.00 to 20.0
	Accuracy	%Apk error + % Arms error
PEAK INRUSH CURRENT	RANGE	100Apk
	Accuracy	2% of range +/- 20mA
HARMONIC ANALYSIS	Number of Voltage & Current Harmonics	50
	Maximum Harmonics Frequency	450kHz
	Accuracy	0.2% of Reading + 0.1% of range +0.04% per kHz of Harmonics
	Frequency Range	10Hz to 450kHz
THD		
Total Harmonic Distortion	Range & Accuracy	Range 0-999% Accuracy 0.4% + (0.1 * F)% of reading
	Formula	Series or difference
STANDBY POWER	Time Window	1-300 sec
	Resolution	1 second
IMPEDANCE	Range	0.005Ω to 1MΩ
	Accuracy	0.2% of Reading +0.1% of range +5mΩ + ((0.05/PF) * F)% of reading
RESISTANCE	Range	0.005Ω to 1MΩ
	Accuracy	0.2% of reading + 0.1% of range +5mΩ + ((0.05/PF) * F)% of reading
REACTANCE	Range	0.005Ω to 1MΩ
	Accuracy	0.2% of Reading + 0.1% of range +5mΩ + ((0.05/1-PF) * F)% of reading
EXTERNAL SHUNT	Input Range	+/- 1250 mVpk
	Scaling	0.0001 to 100000
MECHANICAL		1/2 rack size. Rack height 85mm W = 224mm. Height including feet 103mm D = 285mm. Weight 3.21Kg (7lbs.)
		

---

**Voltech**

[www.voltech.com](http://www.voltech.com)

Distributor

Voltech has an intensive program of design and development and reserves the right to alter product specification without notice. Although every care has been taken in compiling this information Voltech does not accept any liability for errors or omissions. ©2009 Voltech.

Voltech Instruments Inc.  
11637 Kelly Road, Suite 306  
Fort Myers, FL 33908  
USA  
Tel: (239) 437 0494  
Fax: (239) 437 3841  
Email [sales@voltech.com](mailto:sales@voltech.com)

Voltech Instruments Ltd.  
148 Harwell Science Campus  
Didcot, Oxon. OX11 0TR  
UK  
Tel: +44 (0) 1235 834555  
Fax: +44 (0) 1235 835016  
Email: [sales@voltech.co.uk](mailto:sales@voltech.co.uk)

Voltech Instruments (Nantong) Ltd  
No.18 Xingtai Road.  
Nantong City  
Jiangsu  
China 226002  
Tel: 0086 513-853-00652  
Fax: 0086 513-853-00658  
Email: [sales@voltech.com.cn](mailto:sales@voltech.com.cn)